







# Wheeler Property



## Legend

-  Wheeler Tract Parcel Boundary
-  4 Acre Exclusion
-  10m Contour Interval



Richmond Land Trust  
P.O. Box 605  
Richmond, Vermont 05477